









REFRIGERATED INCUBATORS & B.O.D. INCUBATORS

Refrigerated incubators have a temperature range of 2-50°C, ± 1°C in air, measured at the sensor. These versatile chambers can be adapted to create environments requiring vibration resistance, complete darkness, intense lighting, or a combination of variables. A microprocessor controls and displays the chamber temperature and high and low temperature mechanical failsafes protect chamber contents in the unlikely event of a temperature excursion. Turn to our Accessories Sheet to select options you may want to add to the basic models for your specific application.

- 2-50°C temperature range
- Digital temperature display, in 0.1°C
- High and low temperature failsafes
- Double pane glass doors, gliding or hinged
- Casters, locking, 3.5"
- Height of chamber sized to fit through doorways
- Cool white fluorescent lighting with interior on/off switch
- Top or bottom mounted condensing units
- Stainless steel interior bottom pan
- Four levels of shelves, adjustable every 1/2"
- Shelves are epoxy coated steel wire capable of holding 125 lbs
- Powder coat white or gray exterior/interior finish over steel
- One year parts and labor warranty, 4 additional years on compressor motor (domestic)



Model	Style	Capacity cu ft/liters	Dimensions		# Shelves Total Shelf Area sq ft/m ²	# Lights	Electrical (domestic)	HP	Shipping weight lbs/kgs
			Exterior in/cm	Interior in/cm					
IS28SSD		18/510	28/71	W 24/61	4 16/1.5	1	115/60/1 15A	1/3	400/180
			31/79	D 24/61					
			78.5/200	H 55/140					
IS33SD		25/708	33/84	W 29/74	4 18.6/1.73	1	115/60/1 15A	1/3	400/180
			29/74	D 24/61					
			78.5/200	H 55/140					
IS52GD IS52SD		42/1190	52/132	W 48/122	8 32/3.0	2	115/60/1 15A	1/3	575/260
			31/79	D 24/61					
			78.5/200	H 55/140					
IT54GD IT54SD		53/1500	54/138	W 48/122	8 32/3.0	2 (GD) 3 (SD)	115/60/1 15A	1/2	650/295
			31/79	D 24/61					
			78.5/200*	H 69/175					
IS70GD IS70SD		55/1560	70/178	W 66/168	8 42.7/4.0	2 (GD) 3 (SD)	115/60/1 15A	1/2	750/340
			31/79	D 24/61					
			78.5/200	H 55/140					
IT70GD IT70SD		72/2040	70/178	W 66/168	8 42.7/4.0	2 (GD) 3 (SD)	115/60/1 15A	1/2	800/364
			31/79	D 24/61					
			78.5/200*	H 69/175					
IS79GD IS79SD		63/1780	79/201	W 73/186	12 48/4.5	4 (GD) 3 (SD)	115/60/1 15A	1/2	900/409
			31/79	D 24/61					
			78.5/200	H 55/140					
IT79GD IT79SD		79/2236	79/201	W 73/186	12 48/4.5	4 (GD) 3 (SD)	115/60/1 20A	1/2+	950/432
			31/79	D 24/61					
			78.5/200*	H 69/175					

* Donates irreducible cabinet height. Fully assembled height with condensing unit in place is 86.5" without casters.